

SCWI RPT 2 Spring SMART Goal Report

Spring 2016

Date of visit: June 13, 2016

SMART Goals for 2015-16

SMART Goals	Strategies to Achieve Goals
Reduce the gap between approved and actual dual credit student enrollment (to achieve a team average of 85%)	none provided
Continue to maintain or improve retention rates in our dual credit programs (targeting a team average of 85%)	none provided
Continue to maintain or improve success rates in our dual credit programs (targeting a team average of 85%)	none provided

1a. 2014-15 Participating Boards

Partner Boards
Dufferin-Peel CDSB
Halton CDSB
Halton DSB
Peel DSB
Toronto CDSB
Toronto DSB
Upper Grand DSB
York CDSB
York Region DSB

SCWI RPT 2 Spring SMART Goal Report

1b. Number of credits earned and number of students reported to OnSIS, 2014-15 school year.

Boards and Schools	Attempted Credits	Earned Credits	Number of Students
Dufferin-Peel CDSB	876	790	514
Halton CDSB	61	57	53
Halton DSB	299	269	193
Peel DSB	607	556	370
Toronto CDSB	384	390	353
Toronto DSB	1,368.5	1,151.5	1,197
Upper Grand DSB	402	371	226
York CDSB	299	267	206
York Region DSB	205	186	188
Total	4,501.5	4,037.5	3,300

Source: Data is as reported by schools in the Ontario School Information System (OnSIS), 2014-2015 (Preliminary).
Data includes publicly funded schools only.

2a. Program/students by approach 2014-15 as reported by RPT

Approach	Number of Students		Number of Credits		Retention Rate 2014-15	Success Rate 2014-15	Provincial Retention Rate 2014-15	Provincial Success Rate 2014-15
	Start	End	Attempted	Earned				
Team-taught at secondary school	132	108	125	100	82%	80%	91%	95%
College-delivered course at college	3275	2836	3803	3351	87%	88%	88%	90%
College-delivered course at secondary school	36	33	36	31	92%	86%	92%	92%
College-delivered Level 1 apprenticeship at college location	325	305	495	396	94%	80%	92%	90%

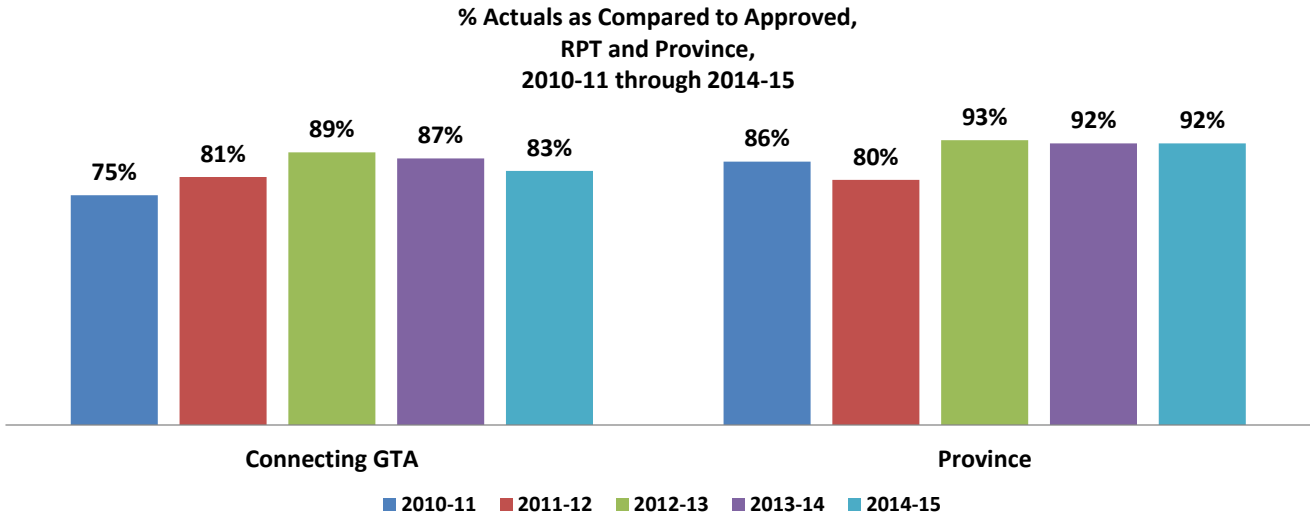
SCWI RPT 2 Spring SMART Goal Report

2b. 2014-15 Students by gender, as reported by RPT

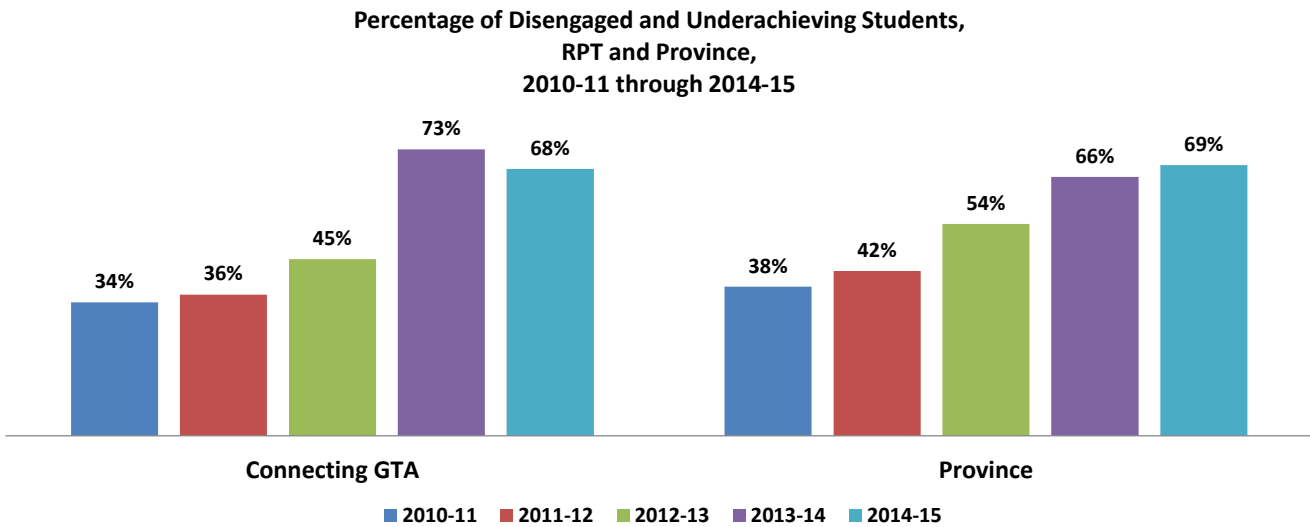
Approach	Number of Students Who Started		% of Students	
	Male	Female	Male	Female
Team-taught at secondary school	103	29	78%	22%
College-delivered course at college	1725	1550	53%	47%
College-delivered course at secondary school	23	13	64%	36%
College-delivered Level 1 apprenticeship at college location	253	72	78%	22%
Total	2,104	1,664	56%	44%
Provincial Total	10,885	9,073	55%	45%

SCWI RPT 2 Spring SMART Goal Report

3a. Actuals as Compared to Approved, as reported by RPT



4a. Percentage of dual credit students in the primary target group as reported by RPT



4b. Percentage of total number of dual credit students in SHSM programs, as reported by RPT

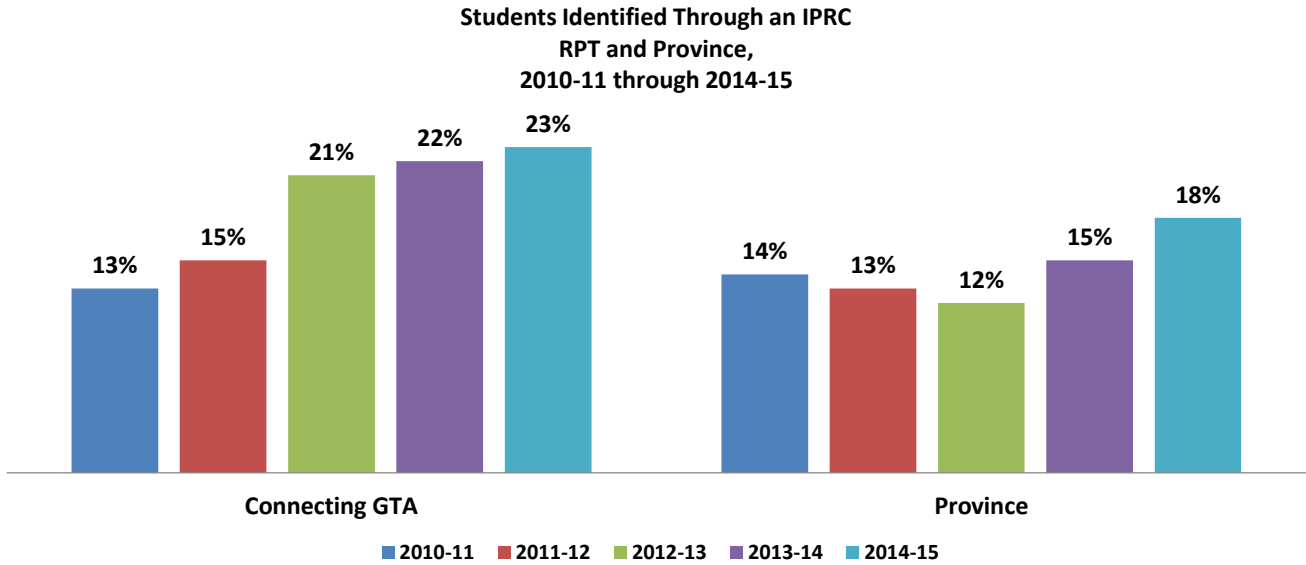
	2010-11	2011-12	2012-13	2013-14	2014-15
RPT	n/a	n/a	15%	13%	15%
Province	16%	18%	18%	18%	18%

SCWI RPT 2 Spring SMART Goal Report

4c. Percentage of total number of dual credit students in OYAP programs, as reported by RPT

	2010-11	2011-12	2012-13	2013-14	2014-15
RPT	n/a	n/a	16%	13%	12%
Province	-	5%	9%	10%	9%

5a. Dual credit students identified through an IPRC as reported by the RPT



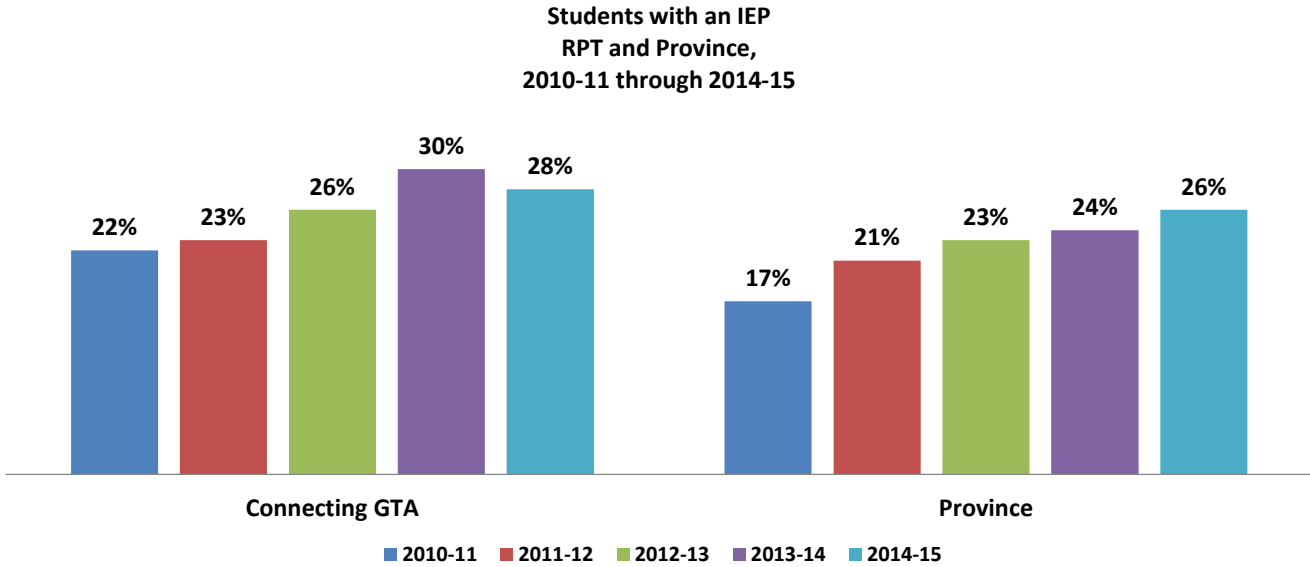
5b. Dual credit students with an IPRC, boards in the RPT and Province, 2014-15 OnSIS data

	RPT		Province	
	Number	Percentage	Number	Percentage
Students Identified Through an IPRC	693	21%	2,382	17%

Source: Data is as reported by schools in the Ontario School Information System (OnSIS), 2014-2015 (Preliminary).
Data includes publicly funded schools only.

SCWI RPT 2 Spring SMART Goal Report

5c. Dual credit students with an IEP as reported by the RPT

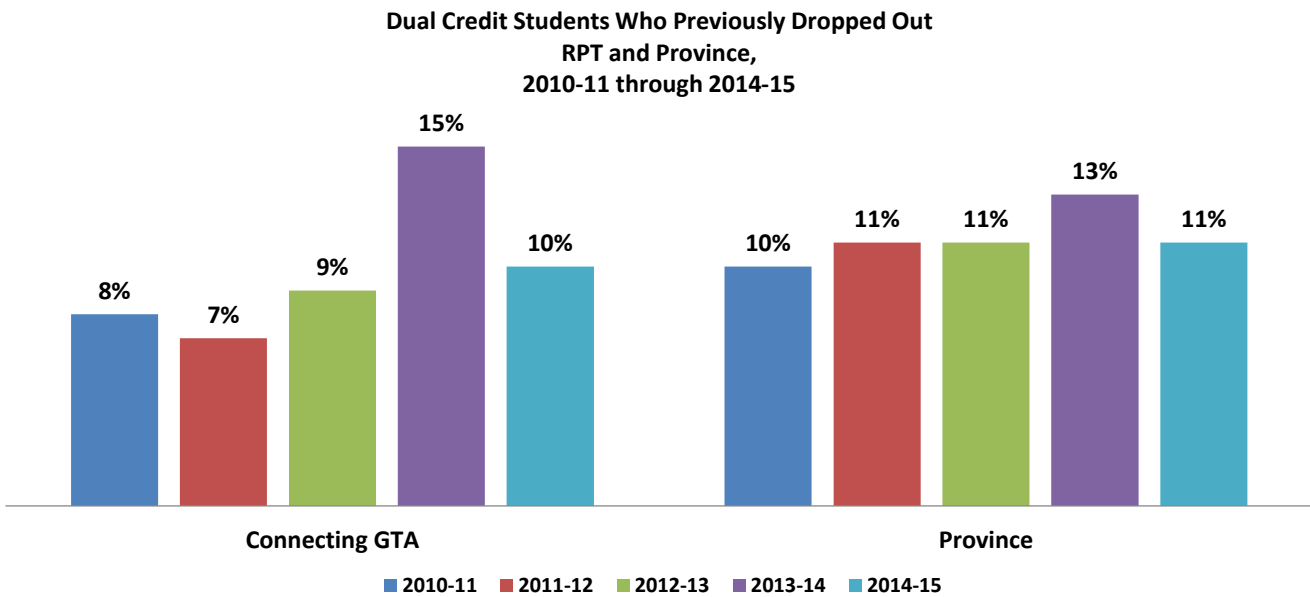


5d. Dual credit students with an IEP, boards in the RPT and Province, 2014-15 OnSIS data

	RPT		Province	
	Number	Percentage	Number	Percentage
Students with an IEP	1,000	30%	3,784	27%

Source: Data is as reported by schools in the Ontario School Information System (OnSIS), 2014-2015 (Preliminary).
Data includes publicly funded schools only.

6. Dual credit students who had previously dropped out as reported by the RPT



SCWI RPT 2 Spring SMART Goal Report

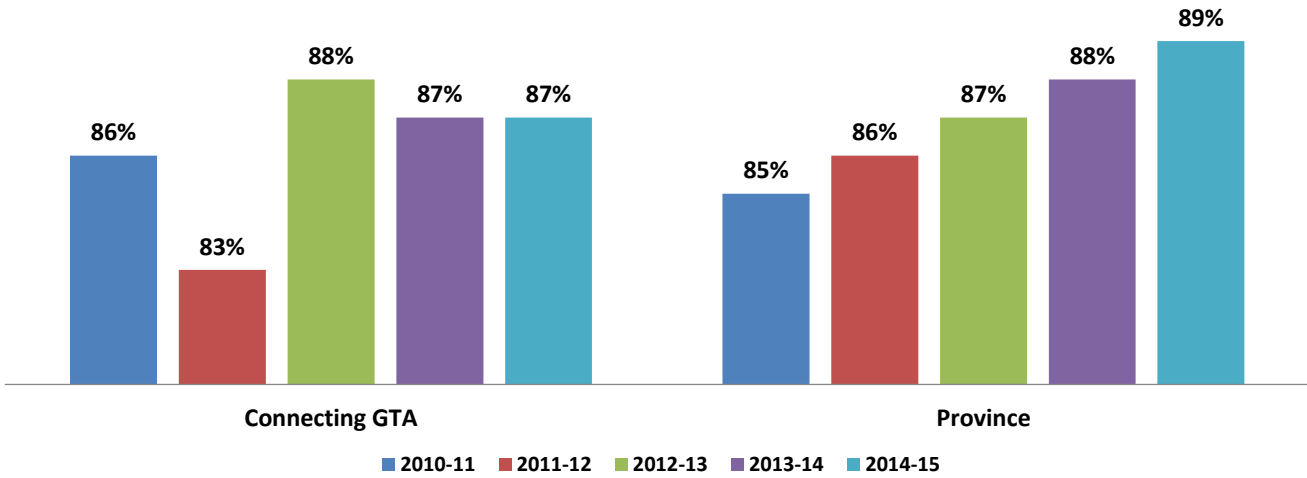
7. Students who earned their OSSD*, boards in the RPT and Province, 2014-15 OnSIS data

	RPT		Province	
	Number	Percentage	Number	Percentage
Students who earned their OSSD	1,833	56%	7,948	56%

* Students who took a dual credit in 2014-15 and earned their OSSD by the end of 2014-15.
Source: Data is as reported by schools in the Ontario School Information System (OnSIS), 2014-2015 (Preliminary).
 Data includes publicly funded schools only.

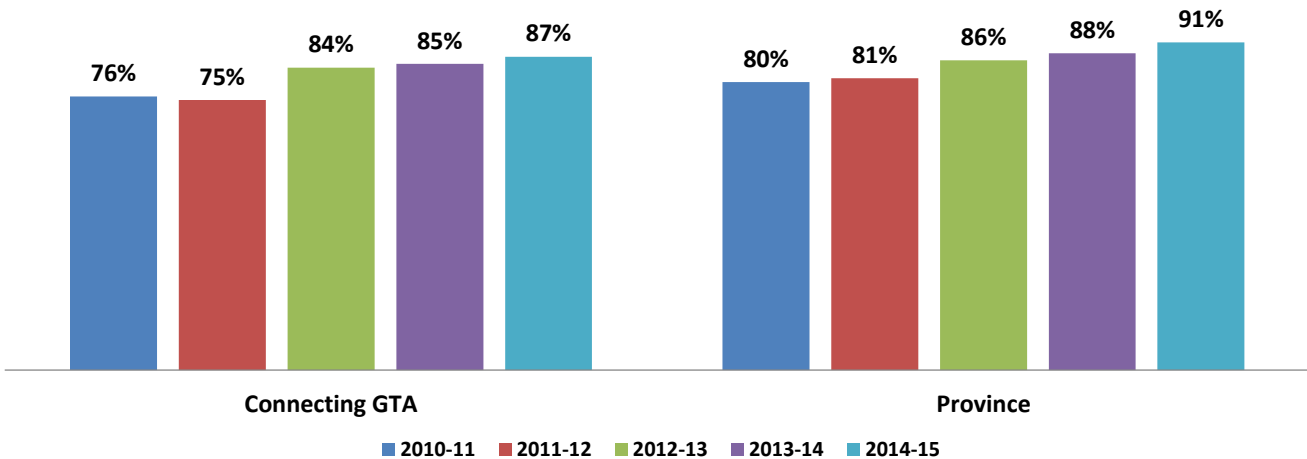
8. Overall retention rates as reported by the RPT

**Retention Rates For Dual Credit Programs
RPT and Province,
2010-11 through 2014-15**



9. Overall success rates as reported by the RPT

**Success Rates For Dual Credit Programs
RPT and Province,
2010-11 through 2014-15**



SCWI RPT 2 Spring SMART Goal Report

10. Number and percentage of students in college courses as compared to Level 1 apprenticeships as reported by the RPT, 2014-15

	% of Students	Number of Students		Number of Credits		Retention Rate 2013-14	Success Rate 2013-14
		Start	End	Attempted	Earned		
College Course (team-taught or college delivered)	91%	3443	2977	3964	3482	86%	88%
Level 1 (team-taught, college delivered or oversight)	9%	325	305	495	396	94%	80%
Total	100%	3,768	3,282	4,459	3,878	87%	87%

11a. Dual credit students who have applied to go to college

RPT 2	2009-10 Dual Credit Students	2010-11 Dual Credit Students	2011-12 Dual Credit Students	2012-13 Dual Credit Students	2013-14 Dual Credit Students
After 1 Year*	281	461	703	918	1,039 (32%)
After 2 Years**	434	652	1,088	n/a	n/a
After 3 Years***	505	732	n/a	n/a	n/a
After 4 Years****	546	n/a	n/a	n/a	n/a
Total Number of Dual Credit Students					3208

Province	2009-10 Dual Credit Students	2010-11 Dual Credit Students	2011-12 Dual Credit Students	2012-13 Dual Credit Students	2013-14 Dual Credit Students
After 1 Year*	1,473	2,458	3,358	4,118	4,377 (32%)
After 2 Years**	2,347	3,755	5,237	n/a	n/a
After 3 Years***	2,670	4,246	n/a	n/a	n/a
After 4 Years****	2,825	n/a	n/a	n/a	n/a
Total Number of Dual Credit Students					13,707

* Students who took a dual credit in 2009-10, 2010-11, 2011-12, 2012-13 or 2013-14 and applied to attend college, one year after completing a dual credit.

** Students who took a dual credit in 2009-10, 2010-11 or 2011-12 and applied to attend college, two years after completing a dual credit.

*** Students who took a dual credit in 2009-10 or 2010-11 and applied to attend college, three years after completing a dual credit.

**** Students who took a dual credit in 2009-10 and applied to attend college, four years after completing a dual credit.

Source: Dual credit information as reported by schools in Ontario School Information System (OnSIS), selected years.

College and university applications/registrations as reported by the Ontario College Application Service (OCAS) and Ontario University Application Centre (OUAC), selected years.

SCWI RPT 2 Spring SMART Goal Report

11b. Number of dual credit students who have registered for college

RPT 2	2009-10 Dual Credit Students	2010-11 Dual Credit Students	2011-12 Dual Credit Students	2012-13 Dual Credit Students	2013-14 Dual Credit Students
After 1 Year*	183	314	503	635	660 (21%)
After 2 Years**	332	505	820	n/a	n/a
After 3 Years***	407	588	n/a	n/a	n/a
After 4 Years****	499	n/a	n/a	n/a	n/a
Total Number of Dual Credit Students					3208

Province	2009-10 Dual Credit Students	2010-11 Dual Credit Students	2011-12 Dual Credit Students	2012-13 Dual Credit Students	2013-14 Dual Credit Students
After 1 Year*	1,050	1,842	2,463	2,664	2,721 (20%)
After 2 Years**	1,852	3,088	4,003	n/a	n/a
After 3 Years***	2,222	3,612	n/a	n/a	n/a
After 4 Years****	2,428	n/a	n/a	n/a	n/a
Total Number of Dual Credit Students					13,707

* Students who took a dual credit in 2009-10, 2010-11, 2011-12, 2012-13 or 2013-14 and registered for college, one year after completing a dual credit.

** Students who took a dual credit in 2009-10, 2010-11 or 2011-12 and registered for college, two years after completing a dual credit.

*** Students who took a dual credit in 2009-10 or 2010-11 and registered for college, three years after completing a dual credit.

**** Students who took a dual credit in 2009-10 and registered for college, four years after completing a dual credit.

Source: Dual credit information as reported by schools in Ontario School Information System (OnSIS), selected years.

College and university applications/registrations as reported by the Ontario College Application Service (OCAS) and Ontario University Application Centre (OUAC), selected years.

SCWI RPT 2 Spring SMART Goal Report

11c. Conversion Rate - Percentage of students who applied to and registered in college by year

RPT 2	2009-10 Dual Credit Students	2010-11 Dual Credit Students	2011-12 Dual Credit Students	2012-13 Dual Credit Students	2013-14 Dual Credit Students
After 1 Year*	65%	68%	72%	69%	64%
After 2 Years**	76%	77%	75%	n/a	n/a
After 3 Years***	81%	80%	n/a	n/a	n/a
After 4 Years****	91%	n/a	n/a	n/a	n/a

Province	2009-10 Dual Credit Students	2010-11 Dual Credit Students	2011-12 Dual Credit Students	2012-13 Dual Credit Students	2013-14 Dual Credit Students
After 1 Year*	71%	75%	73%	65%	62%
After 2 Years**	79%	82%	76%	n/a	n/a
After 3 Years***	83%	85%	n/a	n/a	n/a
After 4 Years****	86%	n/a	n/a	n/a	n/a

SCWI RPT 2 Spring SMART Goal Report

12a. Number and percentage of dual credit students who have applied to university

RPT 2	2009-10 Dual Credit Students	2010-11 Dual Credit Students	2011-12 Dual Credit Students	2012-13 Dual Credit Students	2013-14 Dual Credit Students
After 1 Year*	75	75	151	157	138 (4%)
After 2 Years**	124	152	304	n/a	n/a
After 3 Years***	162	173	n/a	n/a	n/a
After 4 Years****	176	n/a	n/a	n/a	n/a
Total Number of Dual Credit Students					3208

Province	2009-10 Dual Credit Students	2010-11 Dual Credit Students	2011-12 Dual Credit Students	2012-13 Dual Credit Students	2013-14 Dual Credit Students
After 1 Year*	171	291	503	578	457 (3%)
After 2 Years**	404	643	1,067	n/a	n/a
After 3 Years***	466	711	n/a	n/a	n/a
After 4 Years****	492	n/a	n/a	n/a	n/a
Total Number of Dual Credit Students					13,707

* Students who took a dual credit in 2009-10, 2010-11, 2011-12, 2012-13 or 2013-14 and applied to attend university, one year after completing a dual credit.

** Students who took a dual credit in 2009-10, 2010-11 or 2011-12 and applied to attend university, two years after completing a dual credit.

*** Students who took a dual credit in 2009-10 or 2010-11 applied to attend university, three years after completing a dual credit.

**** Students who took a dual credit in 2009-10 and applied to attend university, four years after completing a dual credit.

Source: Dual credit information as reported by schools in Ontario School Information System (OnSIS), selected years.

College and university applications/registrations as reported by the Ontario College Application Service (OCAS) and Ontario University Application Centre (OUAC), selected years.

SCWI RPT 2 Spring SMART Goal Report

12b. Number of dual credit students who have registered in university

RPT 2	2009-10 Dual Credit Students	2010-11 Dual Credit Students	2011-12 Dual Credit Students	2012-13 Dual Credit Students	2013-14 Dual Credit Students
After 1 Year*	50	45	89	87	92 (3%)
After 2 Years**	85	104	201	n/a	n/a
After 3 Years***	114	115	n/a	n/a	n/a
After 4 Years****	119	n/a	n/a	n/a	n/a
Total Number of Dual Credit Students					3208

Province	2009-10 Dual Credit Students	2010-11 Dual Credit Students	2011-12 Dual Credit Students	2012-13 Dual Credit Students	2013-14 Dual Credit Students
After 1 Year*	106	190	313	350	290 (2%)
After 2 Years**	271	449	714	n/a	n/a
After 3 Years***	321	500	n/a	n/a	n/a
After 4 Years****	328	n/a	n/a	n/a	n/a
Total Number of Dual Credit Students					13,707

* Students who took a dual credit in 2009-10, 2010-11, 2011-12, 2012-13 or 2013-14 and registered for college, one year after completing a dual credit.

** Students who took a dual credit in 2009-10, 2010-11 or 2011-12 and registered for university, two years after completing a dual credit.

*** Students who took a dual credit in 2009-10 or 2010-11 and registered for university, three years after completing a dual credit.

**** Students who took a dual credit in 2009-10 and registered for university, four years after completing a dual credit.

Source: Dual credit information as reported by schools in Ontario School Information System (OnSIS), selected years.

College and university applications/registrations as reported by the Ontario College Application Service (OCAS) and Ontario University Application Centre (OUAC), selected years.

SCWI RPT 2 Spring SMART Goal Report

13a. Number of dual credit students who have registered at the same college where they took dual credits

RPT 2 Centennial	2009-10 Dual Credit Students	2010-11 Dual Credit Students	2011-12 Dual Credit Students	2012-13 Dual Credit Students	2013-14 Dual Credit Students
After 1 Year*	6	11	16	12	17
After 2 Years**	11	14	n/a	n/a	n/a
After 3 Years***	17	n/a	n/a	n/a	n/a

13b. Number of dual credit students who have registered at a different college than the one where they took their dual credits

RPT 2 Centennial	2009-10 Dual Credit Students	2010-11 Dual Credit Students	2011-12 Dual Credit Students	2012-13 Dual Credit Students	2013-14 Dual Credit Students
After 1 Year*	9	19	34	46	21
After 2 Years**	17	37	n/a	n/a	n/a
After 3 Years***	30	n/a	n/a	n/a	n/a

13c. Number of dual credit students who have registered at this college but took their dual credits at another college

RPT 2 Centennial	2009-10 Dual Credit Students	2010-11 Dual Credit Students	2011-12 Dual Credit Students	2012-13 Dual Credit Students	2013-14 Dual Credit Students
After 1 Year*	8	21	20	34	31
After 2 Years**	18	35	n/a	n/a	n/a
After 3 Years***	23	n/a	n/a	n/a	n/a

13d. Number of dual credit students who have registered at this college but took Level 1 apprenticeship and/or team-taught dual credits

RPT 2 Centennial	2013-14 Dual Credit Students
After 1 Year*	11

* Students who took a dual credit in 2009-10, 2010-11, 2011-12, 2012-13 or 2013-14 and registered for college, one year after completing a dual credit.

** Students who took a dual credit in 2009-10 or 2010-11 and registered for college, two years after completing a dual credit.

*** Students who took a dual credit in 2009-10 and registered for college, three years after completing a dual credit.

Source: Dual credit information as reported by schools in Ontario School Information System (OnSIS), selected years.

College and university applications/registrations as reported by the Ontario College Application Service (OCAS) and Ontario University Application Centre (OUAC), selected years.

SCWI RPT 2 Spring SMART Goal Report

13a. Number of dual credit students who have registered at the same college where they took dual credits

RPT 2 George Brown	2009-10 Dual Credit Students	2010-11 Dual Credit Students	2011-12 Dual Credit Students	2012-13 Dual Credit Students	2013-14 Dual Credit Students
After 1 Year*	14	25	25	39	43
After 2 Years**	21	42	n/a	n/a	n/a
After 3 Years***	24	n/a	n/a	n/a	n/a

13b. Number of dual credit students who have registered at a different college than the one where they took their dual credits

RPT 2 George Brown	2009-10 Dual Credit Students	2010-11 Dual Credit Students	2011-12 Dual Credit Students	2012-13 Dual Credit Students	2013-14 Dual Credit Students
After 1 Year*	12	39	44	50	79
After 2 Years**	27	56	n/a	n/a	n/a
After 3 Years***	32	n/a	n/a	n/a	n/a

13c. Number of dual credit students who have registered at this college but took their dual credits at another college

RPT 2 George Brown	2009-10 Dual Credit Students	2010-11 Dual Credit Students	2011-12 Dual Credit Students	2012-13 Dual Credit Students	2013-14 Dual Credit Students
After 1 Year*	20	35	49	61	56
After 2 Years**	41	57	n/a	n/a	n/a
After 3 Years***	49	n/a	n/a	n/a	n/a

13d. Number of dual credit students who have registered at this college but took Level 1 apprenticeship and/or team-taught dual credits

RPT 2 George Brown	2013-14 Dual Credit Students
After 1 Year*	5

* Students who took a dual credit in 2009-10, 2010-11, 2011-12, 2012-13 or 2013-14 and registered for college, one year after completing a dual credit.

** Students who took a dual credit in 2009-10 or 2010-11 and registered for college, two years after completing a dual credit.

*** Students who took a dual credit in 2009-10 and registered for college, three years after completing a dual credit.

Source: Dual credit information as reported by schools in Ontario School Information System (OnSIS), selected years.

College and university applications/registrations as reported by the Ontario College Application Service (OCAS) and Ontario University Application Centre (OUAC), selected years.

SCWI RPT 2 Spring SMART Goal Report

13a. Number of dual credit students who have registered at the same college where they took dual credits

RPT 2 Georgian	2009-10 Dual Credit Students	2010-11 Dual Credit Students	2011-12 Dual Credit Students	2012-13 Dual Credit Students	2013-14 Dual Credit Students
After 1 Year*	5	1	4	4	2
After 2 Years**	6	3	n/a	n/a	n/a
After 3 Years***	8	n/a	n/a	n/a	n/a

13b. Number of dual credit students who have registered at a different college than the one where they took their dual credits

RPT 2 Georgian	2009-10 Dual Credit Students	2010-11 Dual Credit Students	2011-12 Dual Credit Students	2012-13 Dual Credit Students	2013-14 Dual Credit Students
After 1 Year*	7	11	7	13	9
After 2 Years**	9	19	n/a	n/a	n/a
After 3 Years***	9	n/a	n/a	n/a	n/a

13c. Number of dual credit students who have registered at this college but took their dual credits at another college

RPT 2 Georgian	2009-10 Dual Credit Students	2010-11 Dual Credit Students	2011-12 Dual Credit Students	2012-13 Dual Credit Students	2013-14 Dual Credit Students
After 1 Year*	3	3	7	20	4
After 2 Years**	11	7	n/a	n/a	n/a
After 3 Years***	13	n/a	n/a	n/a	n/a

13d. Number of dual credit students who have registered at this college but took Level 1 apprenticeship and/or team-taught dual credits

RPT 2 Georgian	2013-14 Dual Credit Students
After 1 Year*	3

* Students who took a dual credit in 2009-10, 2010-11, 2011-12, 2012-13 or 2013-14 and registered for college, one year after completing a dual credit.

** Students who took a dual credit in 2009-10 or 2010-11 and registered for college, two years after completing a dual credit.

*** Students who took a dual credit in 2009-10 and registered for college, three years after completing a dual credit.

Source: Dual credit information as reported by schools in Ontario School Information System (OnSIS), selected years.

College and university applications/registrations as reported by the Ontario College Application Service (OCAS) and Ontario University Application Centre (OUAC), selected years.

SCWI RPT 2 Spring SMART Goal Report

13a. Number of dual credit students who have registered at the same college where they took dual credits

RPT 2 Humber	2009-10 Dual Credit Students	2010-11 Dual Credit Students	2011-12 Dual Credit Students	2012-13 Dual Credit Students	2013-14 Dual Credit Students
After 1 Year*	34	41	68	58	56
After 2 Years**	54	66	n/a	n/a	n/a
After 3 Years***	56	n/a	n/a	n/a	n/a

13b. Number of dual credit students who have registered at a different college than the one where they took their dual credits

RPT 2 Humber	2009-10 Dual Credit Students	2010-11 Dual Credit Students	2011-12 Dual Credit Students	2012-13 Dual Credit Students	2013-14 Dual Credit Students
After 1 Year*	21	34	65	68	76
After 2 Years**	38	56	n/a	n/a	n/a
After 3 Years***	40	n/a	n/a	n/a	n/a

13c. Number of dual credit students who have registered at this college but took their dual credits at another college

RPT 2 Humber	2009-10 Dual Credit Students	2010-11 Dual Credit Students	2011-12 Dual Credit Students	2012-13 Dual Credit Students	2013-14 Dual Credit Students
After 1 Year*	24	44	49	88	105
After 2 Years**	43	64	n/a	n/a	n/a
After 3 Years***	54	n/a	n/a	n/a	n/a

13d. Number of dual credit students who have registered at this college but took Level 1 apprenticeship and/or team-taught dual credits

RPT 2 Humber	2013-14 Dual Credit Students
After 1 Year*	8

* Students who took a dual credit in 2009-10, 2010-11, 2011-12, 2012-13 or 2013-14 and registered for college, one year after completing a dual credit.

** Students who took a dual credit in 2009-10 or 2010-11 and registered for college, two years after completing a dual credit.

*** Students who took a dual credit in 2009-10 and registered for college, three years after completing a dual credit.

Source: Dual credit information as reported by schools in Ontario School Information System (OnSIS), selected years.

College and university applications/registrations as reported by the Ontario College Application Service (OCAS) and Ontario University Application Centre (OUAC), selected years.

SCWI RPT 2 Spring SMART Goal Report

13a. Number of dual credit students who have registered at the same college where they took dual credits

RPT 2 Seneca	2009-10 Dual Credit Students	2010-11 Dual Credit Students	2011-12 Dual Credit Students	2012-13 Dual Credit Students	2013-14 Dual Credit Students
After 1 Year*	15	10	48	30	53
After 2 Years**	30	18	n/a	n/a	n/a
After 3 Years***	33	n/a	n/a	n/a	n/a

13b. Number of dual credit students who have registered at a different college than the one where they took their dual credits

RPT 2 Seneca	2009-10 Dual Credit Students	2010-11 Dual Credit Students	2011-12 Dual Credit Students	2012-13 Dual Credit Students	2013-14 Dual Credit Students
After 1 Year*	8	17	44	60	76
After 2 Years**	21	30	n/a	n/a	n/a
After 3 Years***	31	n/a	n/a	n/a	n/a

13c. Number of dual credit students who have registered at this college but took their dual credits at another college

RPT 2 Seneca	2009-10 Dual Credit Students	2010-11 Dual Credit Students	2011-12 Dual Credit Students	2012-13 Dual Credit Students	2013-14 Dual Credit Students
After 1 Year*	23	45	44	64	52
After 2 Years**	42	73	n/a	n/a	n/a
After 3 Years***	54	n/a	n/a	n/a	n/a

13d. Number of dual credit students who have registered at this college but took Level 1 apprenticeship and/or team-taught dual credits

RPT 2 Seneca	2013-14 Dual Credit Students
After 1 Year*	6

* Students who took a dual credit in 2009-10, 2010-11, 2011-12, 2012-13 or 2013-14 and registered for college, one year after completing a dual credit.

** Students who took a dual credit in 2009-10 or 2010-11 and registered for college, two years after completing a dual credit.

*** Students who took a dual credit in 2009-10 and registered for college, three years after completing a dual credit.

Source: Dual credit information as reported by schools in Ontario School Information System (OnSIS), selected years.

College and university applications/registrations as reported by the Ontario College Application Service (OCAS) and Ontario University Application Centre (OUAC), selected years.

SCWI RPT 2 Spring SMART Goal Report

13a. Number of dual credit students who have registered at the same college where they took dual credits

RPT 2 Sheridan	2009-10 Dual Credit Students	2010-11 Dual Credit Students	2011-12 Dual Credit Students	2012-13 Dual Credit Students	2013-14 Dual Credit Students
After 1 Year*	9	26	46	99	85
After 2 Years**	17	39	n/a	n/a	n/a
After 3 Years***	22	n/a	n/a	n/a	n/a

13b. Number of dual credit students who have registered at a different college than the one where they took their dual credits

RPT 2 Sheridan	2009-10 Dual Credit Students	2010-11 Dual Credit Students	2011-12 Dual Credit Students	2012-13 Dual Credit Students	2013-14 Dual Credit Students
After 1 Year*	11	22	29	71	55
After 2 Years**	20	41	n/a	n/a	n/a
After 3 Years***	23	n/a	n/a	n/a	n/a

13c. Number of dual credit students who have registered at this college but took their dual credits at another college

RPT 2 Sheridan	2009-10 Dual Credit Students	2010-11 Dual Credit Students	2011-12 Dual Credit Students	2012-13 Dual Credit Students	2013-14 Dual Credit Students
After 1 Year*	5	20	44	53	53
After 2 Years**	9	29	n/a	n/a	n/a
After 3 Years***	16	n/a	n/a	n/a	n/a

13d. Number of dual credit students who have registered at this college but took Level 1 apprenticeship and/or team-taught dual credits

RPT 2 Sheridan	2013-14 Dual Credit Students
After 1 Year*	9

* Students who took a dual credit in 2009-10, 2010-11, 2011-12, 2012-13 or 2013-14 and registered for college, one year after completing a dual credit.

** Students who took a dual credit in 2009-10 or 2010-11 and registered for college, two years after completing a dual credit.

*** Students who took a dual credit in 2009-10 and registered for college, three years after completing a dual credit.

Source: Dual credit information as reported by schools in Ontario School Information System (OnSIS), selected years.

College and university applications/registrations as reported by the Ontario College Application Service (OCAS) and Ontario University Application Centre (OUAC), selected years.

14. Notes
