

SCWI RPT 2 FALL SMART Goal Report

Fall 2016

Date of visit: October 17, 2016

SMART Goals for 2015-16

SMART Goals	Strategies to Achieve Goals	Achievement of Goals
Reduce the gap between approved and actual dual credit student enrollment (to achieve a team average of 85%)		
Continue to maintain or improve retention rates in our dual credit programs (targeting a team average of 85%)		
Continue to maintain or improve success rates in our dual credit programs (targeting a team average of 85%)		

1. 2015-16 Participating Boards and Colleges in RPT

Partner Boards
Dufferin-Peel CDSB
Halton DSB
Peel DSB
Toronto CDSB
Toronto DSB
York CDSB
York Region DSB
Durham CDSB
Upper Grand DSB
Halton CDSB
Peterborough, Victoria, Northumberland Clarington CDSB
Simcoe County DSB
Provincial Schools

Partner Colleges
Centennial
George Brown
Georgian
Humber
Seneca
Sheridan

SCWI RPT 2 FALL SMART Goal Report

2. Program/students by approach 2015-16 as reported by RPT

Approach	Number of Students		Number of Credits		Retention Rate 2015-16	Success Rate 2015-16	Provincial Retention Rate 2015-16	Provincial Success Rate 2015-16
	Start	End	Attempted	Earned				
Team-taught at secondary school (3A)	72	64	67	61	89%	91%	93%	94%
Team-taught at college (3B)	19	18	19	18	95%	95%	92%	94%
College-delivered course at college (5A)	3166	2756	3737	3341	87%	89%	88%	90%
College-delivered course at secondary school (5B)	31	27	31	24	87%	77%	89%	93%
College-delivered level 1 apprenticeship at college location (6A)	299	284	575	412	95%	72%	93%	84%
College-delivered level 1 apprenticeship at secondary school (6B)	16	14	32	28	88%	88%	85%	91%

3a. Actual as compared to approved number and percentage of students, as reported by RPT

	2011-12	2012-13	2013-14	2014-15	2015-16	2016-17
Approved	3481	3499	4219	4528	4726	4624
Actual	2824	3242	3679	3768	3603	
Actual, as a percentage of Approved	81%	93%	87%	83%	76%	

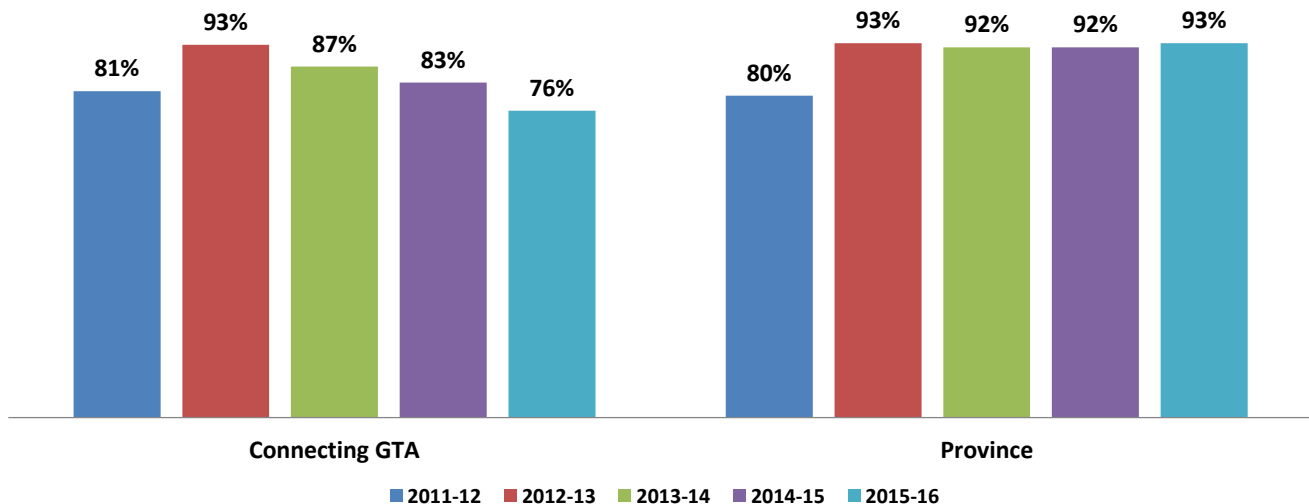
* 2014-15 approved numbers are as reported following the cycle 6 contract change

* 2015-16 approved numbers are as reported following the cycle 6 contract change

* 2016-17 approved numbers are as reported following the cycle 1 contract change

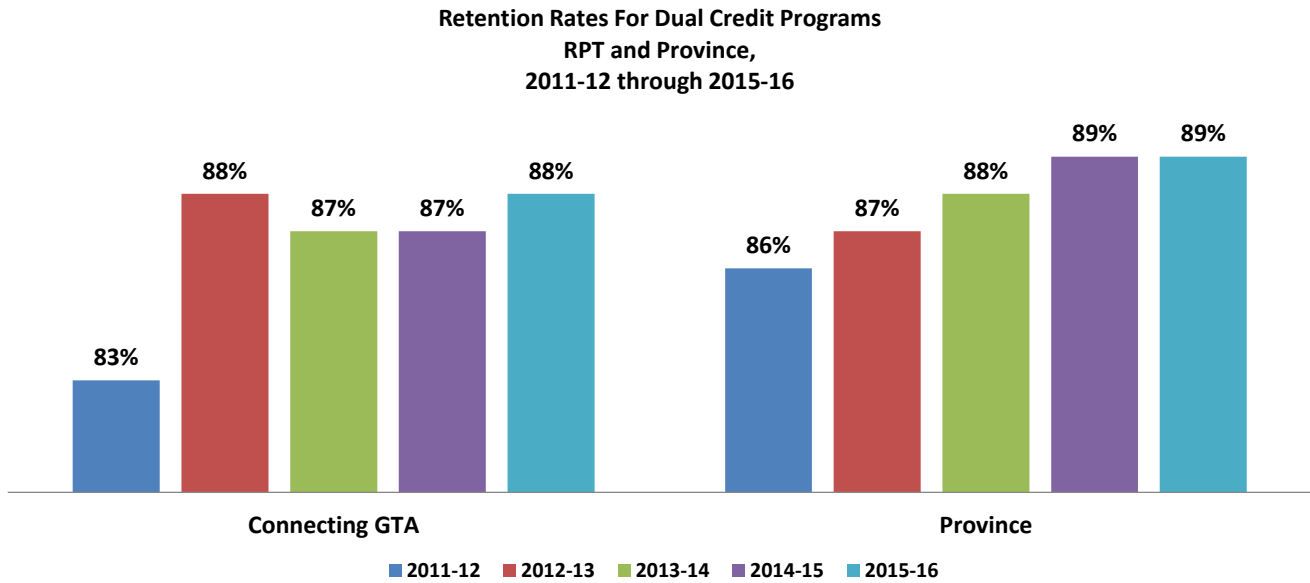
3b. Overall percentage of actual as compared to approved number of students, as reported by RPT

**% Actual as Compared to Approved,
RPT and Province,
2011-12 through 2015-16**

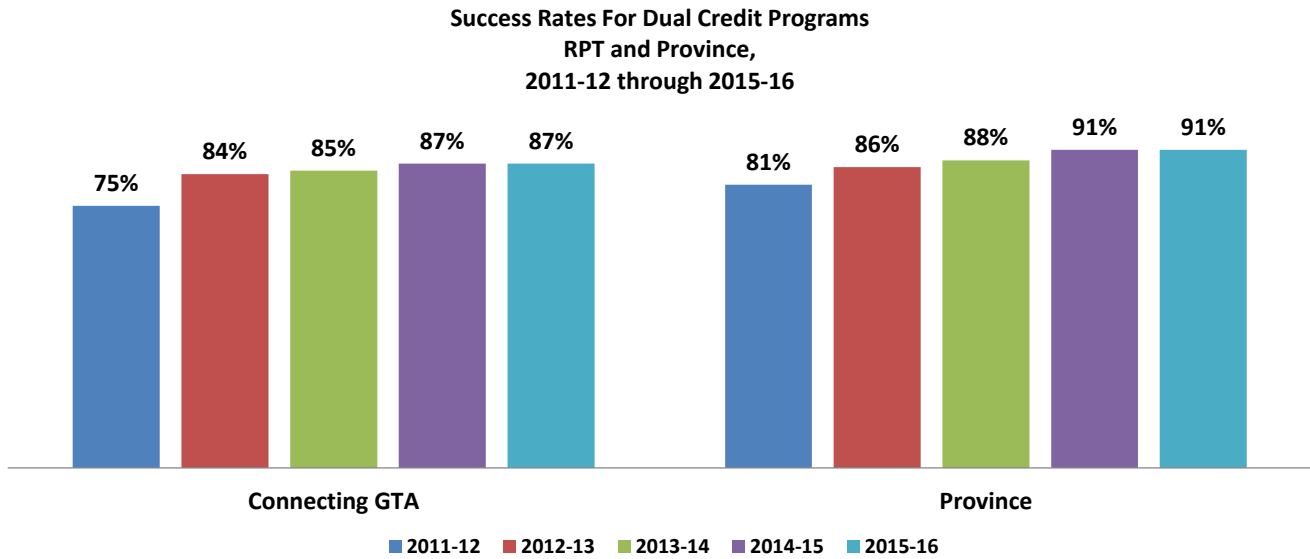


SCWI RPT 2 FALL SMART Goal Report

3c. Overall retention rates, as reported by RPT



3d. Overall success rates, as reported by RPT



SCWI RPT 2 FALL SMART Goal Report

3e. Actual vs approved number of students, retention and success, by program as reported by RPT 2015-16

i) College Courses

Program Code	Program Name	Approved Number of Students	Actual Number of Students who Started	Actual vs Approved %	Number of Students who Finished	Retention Rate %	Number of Dual Credit(s) Attempted	Number of Dual Credit(s) Earned	OSS Success Rate %
02.06b	CENT-Summer SWAC with the TCDSB	22	16	73%	11	69%	16	11	69%
02.38b	SENE - Partnerships w DPCDSB + PDSB	69	50	72%	46	92%	92	86	93%
02.44b	DPCDSB - Summer SWAC with DPCDSB at SHER	22	19	86%	19	100%	19	16	84%
2.04	CENT - Steps to CENT 1 w TDSB and TCDSB	60	6	10%	5	83%	5	4	80%
2.05	CENT - Steps to CENT 2 w TCDSB+TDSB	263	55	21%	39	71%	39	34	87%
2.09	CENT - Transition to CENT w Durham	15	15	100%	12	80%	15	12	80%
2.12	GBC - Partnerships w multi boards + School for Deaf	622	608	98%	489	80%	489	429	88%
2.19	HDSB - Adv Landscaping w HUMB	40	38	95%	35	92%	35	33	94%
2.2	HUMB - SSOGT (Sec. Schools of Greater Toronto) w multiboards	274	509	186%	420	83%	418	375	90%
2.32	HUMB - Orangeville Project with DPCDSB+Pee I+UGDSB	150	78	52%	68	87%	152	133	88%
2.33	HCDSB - Adv Landscape & Horticulture SHSM w HUMB	20	19	95%	17	89%	17	16	94%
2.38	SENE - Partnerships w TDSB+TCDSB+DPCDSB+PDSB+YRDSB+YCDSB	466	417	89%	334	80%	336	278	83%
2.39	SENE - Partnerships w YCDSB+YRDSB	351	228	65%	204	89%	211	186	88%
2.41	HCDSB - Electrical for Halton OYAP w SHER	34	26	76%	25	96%	52	47	90%

SCWI RPT 2 FALL SMART Goal Report

3e. Actual vs approved number of students, retention and success, by program as reported by RPT 2015-16

i) College Courses (Continued)

Program Code	Program Name	Approved Number of Students	Actual Number of Students who Started	Actual vs Approved %	Number of Students who Finished	Retention Rate %	Number of Dual Credit(s) Attempted	Number of Dual Credit(s) Earned	OSS Success Rate %
2.42	SHER - Summer School - Arts w Halton CDSB +Halton DSB	24	25	104%	25	100%	25	25	100%
2.43	SHER - TTOP w multi boards	370	325	88%	304	94%	664	636	96%
2.46	SHER - Summer SWAC w Peel DSB	20	16	80%	16	100%	16	16	100%
2.47	SHER - ECE w DPCDSB+PD SB+HCDSB	50	40	80%	39	98%	59	58	98%
2.48	SHER - Exploring the Arts w multi boards	75	61	81%	59	97%	84	74	88%
2.49	YCDSB - Partnership w GEOR & YRDSB	37	31	84%	27	87%	31	24	77%
2.56	CENT - Transition w YRDSB, YCDSB, PDSB	39	14	36%	13	93%	13	13	100%
2.57	SHER - Fitness Leadership w DPCDSB+PD SB+HCDSB	50	22	44%	18	82%	38	32	84%
2.58	SHER - Public Safety w DPCDSB+PD SB+HCDSB+ HDSB	30	26	87%	26	100%	52	44	85%
2.66	HUMB - Summer DC w DPCDSB	24	22	92%	22	100%	22	22	100%
2.67	SHER - Summer School w Halton CDSB	24	14	58%	14	100%	14	13	93%
2.68	SHER - Summer School with DPCDSB	20	16	80%	16	100%	16	16	100%
2.69	SHER - Summer School w Peel DSB	20	9	45%	9	100%	9	9	100%
2.7	SHER - Bus w multi school boards	20	19	95%	18	95%	19	18	95%
2.75	SHER - ELL w multi boards	20	11	55%	11	100%	11	9	82%
2.76	SENE - Summer Dual Credit with TDSB	25	19	76%	17	89%	17	16	94%

SCWI RPT 2 FALL SMART Goal Report

3e. Actual vs approved number of students, retention and success, by program as reported by RPT 2015-16

i) College Courses (Continued)

Program Code	Program Name	Approved Number of Students	Actual Number of Students who Started	Actual vs Approved %	Number of Students who Finished	Retention Rate %	Number of Dual Credit(s) Attempted	Number of Dual Credit(s) Earned	OSS Success Rate %
2.94	UGDSB - Orangeville Credits w GEOR	20	16	80%	16	100%	32	23	72%
2.97	SHER - Animal Care w DPCDSB+PD SB	16	16	100%	16	100%	32	30	94%
Subtotal		3292	2786	85%	2390	86%	3050	2738	90%

ii) Level 1

Program Code	Program Name	Approved Number of Students	Actual Number of Students who Started	Actual vs Approved %	Number of Students who Finished	Retention Rate %	Number of Dual Credit(s) Attempted	Number of Dual Credit(s) Earned	OSS Success Rate %
02.12b	GBC - AccelOYAP w multi boards	112	97	87%	92	95%	193	137	71%
2.02	YCDSB - OYAP-Auto Service Technician with CENT	9	8	89%	8	100%	16	14	88%
2.03	CENT - OYAP Child & Youth Worker w TCDSB	15	7	47%	6	86%	7	6	86%
2.07	CENT - OYAP Auto Serv Tech w TDSB+TCDS B	34	34	100%	34	100%	68	54	79%
2.08	CENT-OYAP Truck and Coach with PDSB (New W2016)	16	16	100%	14	88%	32	28	88%
2.1	YRDSB - Accel OYAP Auto Serv Tech w CENT	11	9	82%	9	100%	18	14	78%
2.18	DPCDSB - OYAP Cook w HUMB	1	1	100%	1	100%	2	0	0%
2.21	YCDSB - OYAP Cook w Humber	2	2	100%	2	100%	6	0	0%
2.22	YCDSB - AccelOYAP Electrician w HUMB	9	7	78%	7	100%	14	12	86%
2.23	YCDSB - AccelOYAP Plumber w HUMB	5	5	100%	4	80%	10	8	80%
2.24	YRDSB - Accel OYAP Cook w HUMB	9	9	100%	9	100%	27	14	52%
2.25	YRDSB - Accel OYAP Electrician w HUMB	17	16	94%	16	100%	32	25	78%

SCWI RPT 2 FALL SMART Goal Report

3e. Actual vs approved number of students, retention and success, by program as reported by RPT 2015-16

ii) Level 1 (Continued)

Program Code	Program Name	Approved Number of Students	Actual Number of Students who Started	Actual vs Approved %	Number of Students who Finished	Retention Rate %	Number of Dual Credit(s) Attempted	Number of Dual Credit(s) Earned	OSS Success Rate %
2.26	YRDSB - Accel OYAP Plumber w HUMB	6	6	100%	6	100%	12	12	100%
2.27	HUMB - OYAP Cook w Peel+TCDSB+TDSB	33	10	30%	10	100%	30	22	73%
2.28	HUMB - OYAP Electrician w TCDSB+TDSB+PDSB	26	24	92%	24	100%	48	22	46%
2.29	HUMB - OYAP Plumber w TCDSB+TDSB+PDSB	19	14	74%	13	93%	26	22	85%
2.35	YCDSB - Accel OYAP Child Dev Practitioner w SENE	3	3	100%	2	67%	2	1	50%
2.36	YRDSB - OYAP Child Dev Pract. w SENE	10	8	80%	5	63%	5	5	100%
2.37	SENE - OYAP Child Dev Pract w multi boards	33	16	48%	13	81%	13	10	77%
2.54	OYAP AST with Centennial - PDSB and DPCDSB (New W2016)	15	11	73%	11	100%	22	20	91%
2.92	SHER - OYAP Electrical w DPCDSB + PDSB	25	12	48%	12	100%	24	14	58%
Subtotal		410	315	77%	298	95%	607	440	72%

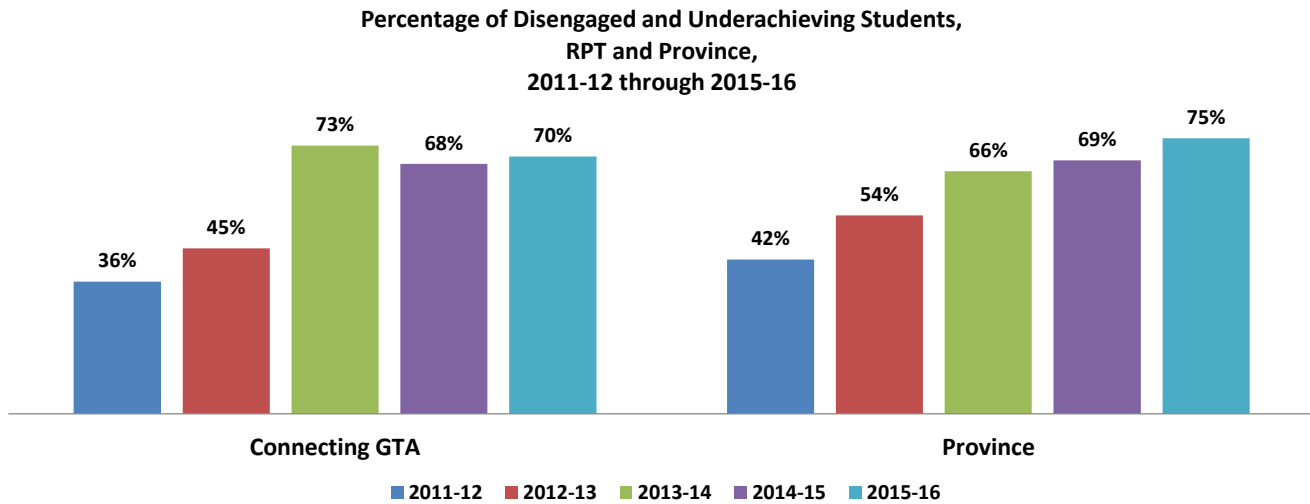
SCWI RPT 2 FALL SMART Goal Report

iii) SWAC Programs

Program Code	Program Name	Approved Number of Students	Actual Number of Students who Started	Actual vs Approved %	Number of Students who Finished	Retention Rate %	Number of Dual Credit(s) Attempted	Number of Dual Credit(s) Earned	OSS Success Rate %
02.11b	CENT - SWAC with YCDSB	36	31	86%	31	100%	65	60	92%
02.40b	SENE - SWAC w YCDSB	40	35	88%	34	97%	70	69	99%
02.55b	CENT - Summer SWAC w TDSB (NEW)	20	14	70%	14	100%	14	8	57%
2.11	CENT - SWAC w Durham	14	14	100%	14	100%	24	17	71%
2.15	GBC - Summer SWAC Power Your Future w TDSB	25	23	92%	22	96%	22	22	100%
2.3	TCDSB - SWAC w DPCDSB at HUMB	56	48	86%	44	92%	43	38	88%
2.44	DPCDSB - SWAC w Sheridan	56	56	100%	47	84%	84	70	83%
2.55	CENT - SWAC with TDSB	60	29	48%	29	100%	58	58	100%
2.59	GBC - SWAC with TDSB	90	83	92%	80	96%	160	144	90%
2.64	GBC - Summer SWAC w TDSB- Psychology	25	17	68%	16	94%	16	16	100%
2.65	GBC - Summer SWAC with TDSB - Speaking	25	18	72%	15	83%	15	14	93%
2.72	HUMB - NEW SWAC w TDSB	30	25	83%	25	100%	49	41	84%
2.73	GBC - Summer SWAC with TCDSB - Speaking with Confidence	25	20	80%	20	100%	20	16	80%
2.74	SENE - SWAC w TDSB	30	25	83%	24	96%	48	44	92%
2.95	SENE - SWAC w TCDSB	20	20	100%	19	95%	38	25	66%
2.99	GBC - SWAC w TCDSB	22	44	200%	41	93%	78	64	82%
Subtotal		574	502	87%	475	95%	804	706	88%

SCWI RPT 2 FALL SMART Goal Report

4a. Percentage of dual credit students in the primary target group, as reported by RPT



4b. Percentage of total number of dual credit students in SHSM programs, as reported by RPT

	2011-12	2012-13	2013-14	2014-15	2015-16
RPT	n/a	15%	13%	15%	14%
Province	18%	18%	18%	18%	18%

4c. Percentage of total number of dual credit students in OYAP programs, as reported by RPT

	2011-12	2012-13	2013-14	2014-15	2015-16
RPT	n/a	16%	13%	12%	14%
Province	5%	9%	10%	9%	9%

4d. Number and percentage of primary target group, SHSM students, OYAP students, by program as reported by RPT 2015-16

Program Code	Program Name	Program primarily designed for	Total number of Students	Number of Disengaged Students	Number of OYAP Students	Number of SHSM Students	% of Disengaged Students	% of OYAP Students	% of SHSM Students
02.06b	CENT-Summer SWAC with the TCDSB	Primary	16	16	0	0	100%	0%	0%
02.11b	CENT - SWAC with YCDSB	Primary	31	31	0	0	100%	0%	0%
02.12b	GBC - AccelOYAP w multi boards	OYAP	97	1	97	2	1%	100%	2%
02.38b	SENE - Partnerships w DPCDSB + PDSB	Primary	50	50	0	0	100%	0%	0%
02.40b	SENE - SWAC w YCDSB	Primary	35	28	0	0	80%	0%	0%

SCWI RPT 2 FALL SMART Goal Report

4d. Number and percentage of primary target group, SHSM students, OYAP students, by program as reported by RPT 2015-16

(Continued)

Program Code	Program Name	Program primarily designed for	Total number of Students	Number of Disengaged Students	Number of OYAP Students	Number of SHSM Students	% of Disengaged Students	% of OYAP Students	% of SHSM Students
02.44b	DPCDSB - Summer SWAC with DPCDSB at SHER	Primary	19	19	0	1	100%	0%	5%
02.55b	CENT - Summer SWAC w TDSB (NEW)	Primary	14	11	0	0	79%	0%	0%
2.02	YCDSB - OYAP-Auto Service Technician with CENT	OYAP	8	0	8	0	0%	100%	0%
2.03	CENT - OYAP Child & Youth Worker w TCDSB	OYAP	7	7	7	0	100%	100%	0%
2.04	CENT - Steps to CENT 1 w TDSB and TCDSB	Primary	6	6	0	1	100%	0%	17%
2.05	CENT - Steps to CENT 2 w TCDSB+TDSB	Primary	55	55	0	10	100%	0%	18%
2.07	CENT - OYAP Auto Serv Tech w TDSB+TCDSB	OYAP	34	34	34	0	100%	100%	0%
2.08	CENT-OYAP Truck and Coach with PDSB (New W2016)	OYAP	16	0	16	0	0%	100%	0%
2.09	CENT - Transition to CENT w Durham	Primary	15	11	0	0	73%	0%	0%
2.1	YRDSB - Accel OYAP Auto Serv Tech w CENT	OYAP	9	0	9	6	0%	100%	67%
2.11	CENT - SWAC w Durham	Primary	14	14	0	0	100%	0%	0%
2.12	GBC - Partnerships w multi boards + School for Deaf	Primary	608	408	31	69	67%	5%	11%
2.15	GBC - Summer SWAC Power Your Future w TDSB	Primary	23	20	0	2	87%	0%	9%
2.18	DPCDSB - OYAP Cook w HUMB	OYAP	1	0	1	0	0%	100%	0%
2.19	HDSB - Adv Landscaping w HUMB	Primary	38	11	0	9	29%	0%	24%

SCWI RPT 2 FALL SMART Goal Report

4d. Number and percentage of primary target group, SHSM students, OYAP students, by program as reported by RPT 2015-16

(Continued)

Program Code	Program Name	Program primarily designed for	Total number of Students	Number of Disengaged Students	Number of OYAP Students	Number of SHSM Students	% of Disengaged Students	% of OYAP Students	% of SHSM Students
2.2	HUMB - SSOGT (Sec. Schools of Greater Toronto) w multiboards	Primary	509	298	5	76	59%	1%	15%
2.21	YCDSB - OYAP Cook w Humber	OYAP	2	0	2	0	0%	100%	0%
2.22	YCDSB - AccelOYAP Electrician w HUMB	OYAP	7	0	7	0	0%	100%	0%
2.23	YCDSB - AccelOYAP Plumber w HUMB	OYAP	5	0	5	0	0%	100%	0%
2.24	YRDSB - Accel OYAP Cook w HUMB	OYAP	9	0	9	1	0%	100%	11%
2.25	YRDSB - Accel OYAP Electrician w HUMB	OYAP	16	0	15	4	0%	94%	25%
2.26	YRDSB - Accel OYAP Plumber w HUMB	OYAP	6	0	6	1	0%	100%	17%
2.27	HUMB - OYAP Cook w Peel+TCDSB+TDSB	OYAP	10	0	10	6	0%	100%	60%
2.28	HUMB - OYAP Electrician w TCDSB+TDS B+PDSB	OYAP	24	0	24	0	0%	100%	0%
2.29	HUMB - OYAP Plumber w TCDSB+TDS B+PDSB	OYAP	14	0	14	0	0%	100%	0%
2.3	TCDSB - SWAC w DPCDSB at HUMB	Primary	48	48	0	0	100%	0%	0%
2.32	HUMB - Orangeville Project with DPCDSB+Peel I+UGDSB	Primary	78	67	0	2	86%	0%	3%
2.33	HCDSB - Adv Landscape & Horticulture SHSM w HUMB	SHSM	19	17	0	13	89%	0%	68%
2.35	YCDSB - AccelOYAP Child Dev Practitioner w SENE	OYAP	3	2	3	0	67%	100%	0%
2.36	YRDSB - OYAP Child Dev Pract. w SENE	OYAP	8	5	5	3	63%	63%	38%

SCWI RPT 2 FALL SMART Goal Report

4d. Number and percentage of primary target group, SHSM students, OYAP students, by program as reported by RPT 2015-16

(Continued)

Program Code	Program Name	Program primarily designed for	Total number of Students	Number of Disengaged Students	Number of OYAP Students	Number of SHSM Students	% of Disengaged Students	% of OYAP Students	% of SHSM Students
2.37	SENE - OYAP Child Dev Pract w multi boards	OYAP	16	9	16	0	56%	100%	0%
2.38	SENE - Partnerships w TDSB+TCDS B+DPCDSB+PDSB+YRDS B+YCDSB	Primary	417	244	0	131	59%	0%	31%
2.39	SENE - Partnerships w YCDSB+YRDSB	Primary	228	185	0	42	81%	0%	18%
2.41	HCDSB - Electrical for Halton OYAP w SHER	OYAP	26	22	26	0	85%	100%	0%
2.42	SHER - Summer School - Arts w Halton CDSB +Halton DSB	Primary	25	25	0	0	100%	0%	0%
2.43	SHER - TTOP w multi boards	Primary	325	242	99	25	74%	30%	8%
2.44	DPCDSB - SWAC w Sheridan	Primary	56	56	0	0	100%	0%	0%
2.46	SHER - Summer SWAC w Peel DSB	Primary	16	16	0	1	100%	0%	6%
2.47	SHER - ECE w DPCDSB+PD SB+HCDSB	Primary	40	27	3	0	68%	8%	0%
2.48	SHER - Exploring the Arts w multi boards	Primary	61	41	4	14	67%	7%	23%
2.49	YCDSB - Partnership w GEOR & YRDSB	Primary	31	30	11	17	97%	35%	55%
2.54	OYAP AST with Centennial - PDSB and DPCDSB (New W2016)	OYAP	11	0	11	0	0%	100%	0%
2.55	CENT - SWAC with TDSB	Primary	29	26	0	0	90%	0%	0%
2.56	CENT - Transition w YRDSB, YCDSB, PDSB	Primary	14	14	0	14	100%	0%	100%
2.57	SHER - Fitness Leadership w DPCDSB+PD SB+HCDSB	Primary	22	18	0	10	82%	0%	45%

SCWI RPT 2 FALL SMART Goal Report

4d. Number and percentage of primary target group, SHSM students, OYAP students, by program as reported by RPT 2015-16

(Continued)

Program Code	Program Name	Program primarily designed for	Total number of Students	Number of Disengaged Students	Number of OYAP Students	Number of SHSM Students	% of Disengaged Students	% of OYAP Students	% of SHSM Students
2.58	SHER - Public Safety w DPCDSB+PD SB+HCDSB+HDSB	Primary	26	21	4	2	81%	15%	8%
2.59	GBC - SWAC with TDSB	Primary	83	81	0	7	98%	0%	8%
2.64	GBC - Summer SWAC w TDSB- Psychology	Primary	17	16	0	2	94%	0%	12%
2.65	GBC - Summer SWAC with TDSB - Speaking	Primary	18	22	0	1	122%	0%	6%
2.66	HUMB - Summer DC w DPCDSB	Primary	22	21	0	2	95%	0%	9%
2.67	SHER - Summer School w Halton CDSB	Primary	14	14	0	0	100%	0%	0%
2.68	SHER - Summer School with DPCDSB	Primary	16	16	1	0	100%	6%	0%
2.69	SHER - Summer School w Peel DSB	Primary	9	9	0	1	100%	0%	11%
2.7	SHER - Bus w multi school boards	Primary	19	16	1	6	84%	5%	32%
2.72	HUMB - NEW SWAC w TDSB	Primary	25	22	0	0	88%	0%	0%
2.73	GBC - Summer SWAC with TCDSB - Speaking with Confidence	Primary	20	20	0	0	100%	0%	0%
2.74	SENE - SWAC w TDSB	Primary	25	25	0	0	100%	0%	0%
2.75	SHER - ELL w multi boards	Primary	11	8	3	2	73%	27%	18%
2.76	SENE - Summer Dual Credit with TDSB	Primary	19	14	0	1	74%	0%	5%
2.92	SHER - OYAP Electrical w DPCDSB + PDSB	OYAP	12	0	12	3	0%	100%	25%
2.94	UGDSB - Orangeville Credits w GEOR	Primary	16	16	0	8	100%	0%	50%
2.95	SENE - SWAC w TCDSB	Primary	20	20	0	0	100%	0%	0%

SCWI RPT 2 FALL SMART Goal Report

4d. Number and percentage of primary target group, SHSM students, OYAP students, by program as reported by RPT 2015-16

(Continued)

Program Code	Program Name	Program primarily designed for	Total number of Students	Number of Disengaged Students	Number of OYAP Students	Number of SHSM Students	% of Disengaged Students	% of OYAP Students	% of SHSM Students
2.97	SHER - Animal Care w DPCDSB+PD SB	Primary	16	11	0	1	69%	0%	6%
2.99	GBC - SWAC w TCDSB	Primary	44	44	0	4	100%	0%	9%

4e. Percentage of students in the target group for whom the program was designed, as reported by RPT 2015-16

Target Audience	Total number of programs by target group	Number of approved students	Total number of students identified in the target group	Percentage of students in the target group for whom the program was designed.
Primary Target Group	46	3243	2413	74%
OYAP	22	341	337	99%
SHSM	1	19	13	68%
Total	69	3603	2763	

5a. Age distribution by RPT for the 2015-16 school year, as reported by RPT

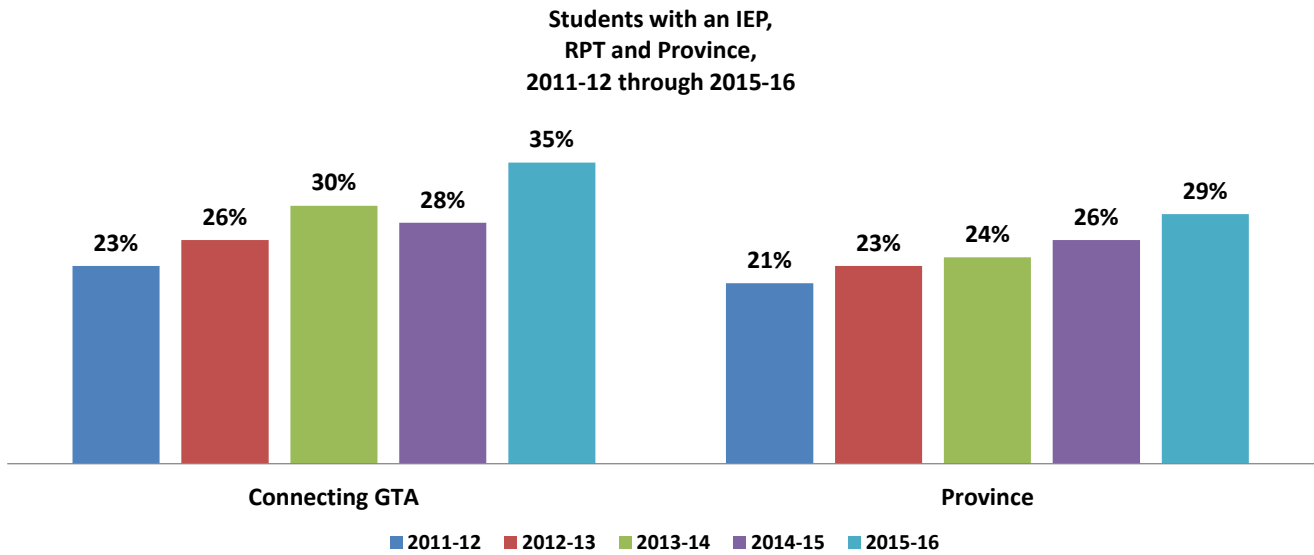
Age	Number of Students	Percentage of Students
18 and under	3348	93%
19-20	230	6%
21 and over	8	0%
Unknown	17	0%
Total	3603	100%

5b. Programs with more than 5% of students aged 21 and older, as reported by RPT 2015-16

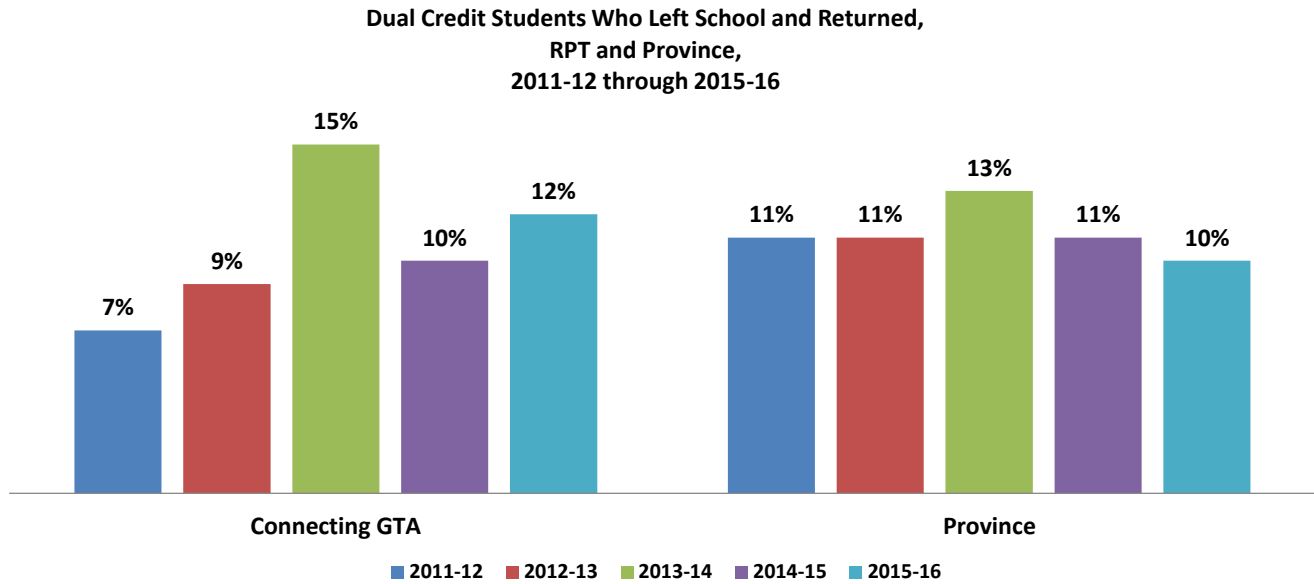
There were no programs in this RPT with more than 5% of students aged 21 and older.

SCWI RPT 2 FALL SMART Goal Report

5c. Dual credit students with an IEP, as reported by the RPT



5d. Dual credit students who left school and returned, as reported by RPT



6. Notes

A large, empty rectangular box with a thin black border, intended for handwritten or typed notes. It occupies the majority of the page's vertical space below the section header.